











# Sheet Metal Take Off

for

*12'W x 33.5'L x 8'H 2-Sided Classic Carport - 2-Sided 4.5'OC*

Quantity	Description	Picture
10	10'0" (120") Roof Panel	
5	9'2" (110") Roof Panel	
5	4'8" (56") Roof Panel	
18	9'2" (110") Eave Side Panel	
6	4'8" (56") Eave Side Panel	
2	Butyl Tape, 35ft roll	
4	J-Trim 10.5ft	

1	1" Painted Panel Screw for ROOF, 250pc bag	
2	1" Painted Panel Screw for WALL, 250pc bag	
	*GABLE END TRIM OPTIONS BELOW*	
100	OPTION 1: Vinyl Trim, in feet	
4	OPTION 2: 2"x2" Angle Trim 10.5ft	